

C3264a - CABOOLTURE SPORTS CLUB REDEVELOPMENT


C3264a-0002(B).xls

ELECTRICAL EQUIPMENT SCHEDULE

REVISION B - 16 OCTOBER 2024

THE LIGHT FITTING SUPPLIER CONTACT DETAILS MAY BE AVAILABLE ON THE EDG WEBSITE VIA THE FOLLOWING LINK
www.edg.net.au/Links/Lighting.htm

| TYPE | LAMPS | DESCRIPTION | COLOUR / ACCESSORY | CATALOGUE No | REV |
|-------|-------------------|--|--------------------|---|-----|
| L1 | 40W 4000K LED | 1200 X 300 LAY IN FLAT PLATE LED FITTING C/W REMOTE DRIVER MOUNTED IN A FLUSH RECESSED PLASTER BOARD KIT | WHITE TRIM | EQUAL TO GAMMA ILLUMINATION PHANTOM 884501 | A |
| L2 | 20W 4000K LED | 600 X 300 LAY IN FLAT PLATE LED FITTING C/W REMOTE DRIVER MOUNTED IN A FLUSH RECESSED PLASTER BOARD KIT | WHITE TRIM | EQUAL TO GAMMA ILLUMINATION PHANTOM 884503 | A |
| L3 | 13W 3000K LED | RECESSED ADJUSTABLE DOWNLIGHT C/W REMOTE DRIVER | WHITE TRIM | EQUAL TO GAMMA ILLUMINATION MYLO 1004-FL-3K-13W | A |
| SL01 | 2700K LED | DECORATIVE SURFACE MOUNTD FITTING C/W REMOTE DALI DIMMABLE DRIVER. | TBA | ALLOW A PC SUM OF \$500.00 PLUS GST FOR THE SUPPLY OF EACH SL01 FITTING | B |
| SL03 | 2700K LED | DECORATIVE SURFACE MOUNTD FITTING C/W REMOTE DALI DIMMABLE DRIVER. | BLACK | ALLOW A PC SUM OF \$500.00 PLUS GST FOR THE SUPPLY OF EACH SL03 FITTING | B |
| TLP01 | 2700K LED | DECORATIVE TABLE LAMP | TBA | ALLOW A PC SUM OF \$1000.00 PLUS GST FOR THE SUPPLY OF EACH TLP01 FITTING | B |
| RD01 | 22W 3000K LED | RECESSED DOWNLIGHT C/W REMOTE DALI DIMMABLE DRIVER | WHITE TRIM | EQUAL TO GAMMA ILLUMINATION CIMI 1094-SP-3K-22W | A |
| RD02 | 13W 3000K LED | RECESSED DOWNLIGHT C/W REMOTE DALI DIMMABLE DRIVER | WHITE TRIM | EQUAL TO GAMMA ILLUMINATION CIMI 1094-SP-3K-13W | A |
| RD03 | 2700K LED | RECESSED DOWNLIGHT C/W REMOTE DALI DIMMABLE DRIVER | WHITE TRIM | EQUAL TO LUMEN 8 SOLIS R11 | A |
| RD04 | 13W 3000K LED | RECESSED ADJUSTABLE DOWNLIGHT C/W REMOTE DALI DIMMABLE DRIVER | WHITE TRIM | EQUAL TO GAMMA ILLUMINATION MYLO 1004-FL-3K-13W | A |
| RD05 | 13W 3000K LED | RECESSED ADJUSTABLE DOWNLIGHT C/W REMOTE DALI DIMMABLE DRIVER | BLACK TRIM | EQUAL TO GAMMA ILLUMINATION MYLO 1004-FL-3K-13W | A |
| PD01 | 6 X 20W 2700K LED | SINGLE CANOPY SIX DROPPER DECORATIVE PENDANT C/W REMOTE DALI DIMMABLE DRIVER | WHITE | EQUAL TO LIGHTERIOR BALLOON PENDANT MULTIPLE | A |



C3264a - CABOOLTURE SPORTS CLUB REDEVELOPMENT


C3264a-0002(B).xls

ELECTRICAL EQUIPMENT SCHEDULE

REVISION B - 16 OCTOBER 2024

THE LIGHT FITTING SUPPLIER CONTACT DETAILS MAY BE AVAILABLE ON THE EDG WEBSITE VIA THE FOLLOWING LINK
www.edg.net.au/Links/Lighting.htm

| TYPE | LAMPS | DESCRIPTION | COLOUR / ACCESSORY | CATALOGUE No | REV |
|-------|---------------|--|--|--|-----|
| PD02 | 2700K LED | CUSTOM DECORATIVE PENDANT C/W SINGLE BASE WITH MULTIPLE DROPPERS WITH THE DROPPER LENGTHS CONFIRMED ON SITE WITH THE ARCHITECT. REMOTE DALI DIMMABLE DRIVER. ALLOW TO ASSEMBLE | WHITE | ALLOW A PC SUM OF \$5000.00 PLUS GST FOR THE SUPPLY OF EACH PD02 FITTING | A |
| PD03 | 2700K LED | DECORATIVE PENDANT C/W REMOTE DALI DIMMABLE DRIVER CONFIRM THE DROPPER LENGTH ON SITE WITH THE ARCHITECT | COPPER | EQUAL TO LIVING EDGE VOID PENDANT TOM DIXON | A |
| PD04 | 2700K LED | DECORATIVE PENDANT C/W REMOTE DALI DIMMABLE DRIVER CONFIRM THE DROPPER LENGTH ON SITE WITH THE ARCHITECT | MATT BLACK DROPPER NATURAL PLATE OPAL DIFFUSER | EQUAL TO LIGHT CO MIRO PENDANT BY AROMAS 200DIA | A |
| PD05 | 2 X 2700K LED | DECORATIVE PENDANT C/W REMOTE DALI DIMMABLE DRIVER CONFIRM THE DROPPER LENGTH ON SITE WITH THE ARCHITECT | CUSTOM COLOUR NATURAL | EQUAL TO LIGHTING COLLECTIVE SKU TOS019PL | A |
| PD06A | 3 X 2700K LED | THREE LAMP DECORATIVE PENDANT C/W REMOTE DALI DIMMABLE DRIVER CONFIRM THE DROPPER LENGTH ON SITE WITH THE ARCHITECT | BLACK | EQUAL TO MUUTO 250 DIA AMBIENT RAIL LAMP | A |
| PD06B | 2700K LED | DECORATIVE PENDANT C/W REMOTE DALI DIMMABLE DRIVER CONFIRM THE DROPPER LENGTH ON SITE WITH THE ARCHITECT | BLACK | EQUAL TO MUUTO 250 DIA AMBIENT PENDANT | A |
| PD07 | 2700K LED | DECORATIVE PENDANT C/W REMOTE DALI DIMMABLE DRIVER CONFIRM THE DROPPER LENGTH ON SITE WITH THE ARCHITECT | WHITE | EQUAL TO ABOUT SPACE SKY BALL 500DIA | A |
| PD08 | 2700K LED | DECORATIVE PENDANT C/W REMOTE DALI DIMMABLE DRIVER CONFIRM THE DROPPER LENGTH ON SITE WITH THE ARCHITECT | WHITE | EQUAL TO ABOUT SPACE SKY BALL 800DIA | A |
| PD09 | 2700K LED | DECORATIVE PENDANT C/W REMOTE DALI DIMMABLE DRIVER CONFIRM THE DROPPER LENGTH ON SITE WITH THE ARCHITECT | WHITE | EQUAL TO ABOUT SPACE SKY BALL 300DIA | A |
| PD10 | 4W 2700K LED | DECORATIVE PENDANT C/W REMOTE DALI DIMMABLE DRIVER CONFIRM THE DROPPER LENGTH ON SITE WITH THE ARCHITECT | BLACK | EQUAL TO KODA A-N-D OPBIT PENDANT | A |
| PD11 | 2700K LED | CUSTOM DECORATIVE PENDANT C/W SINGLE BASE WITH MULTIPLE DROPPERS WITH THE DROPPER LENGTHS CONFIRMED ON SITE WITH THE ARCHITECT. REMOTE DALI DIMMABLE DRIVER. ALLOW TO ASSEMBLE | WHITE | ALLOW A PC SUM OF \$5000.00 PLUS GST FOR THE SUPPLY OF EACH PD11 FITTING | B |




C3264a - CABOOLTURE SPORTS CLUB REDEVELOPMENT

C3264a-0002(B).xls

ELECTRICAL EQUIPMENT SCHEDULE

REVISION B - 16 OCTOBER 2024

| THE LIGHT FITTING SUPPLIER CONTACT DETAILS MAY BE AVAILABLE ON THE EDG WEBSITE VIA THE FOLLOWING LINK www.edg.net.au/Links/Lighting.htm | | | | | |
|---|----------------|---|---|--|-----|
| TYPE | LAMPS | DESCRIPTION | COLOUR / ACCESSORY | CATALOGUE No | REV |
| WL01 | 2700K LED | DECORATIVE WALL LIGHT C/W REMOTE DALI DIMMABLE DRIVER CONFIRM THE MOUNTING POSITION AND HEIGHT ON SITE WITH THE ARCHITECT | BLACK | EQUAL TO LIGHTING COLLECTIVE 600MM TIMELESS ADJUSTABLE WALL LIGHT | A |
| WL02 | NOT USED | | | | B |
| WL03 | 10W 2700K LED | DECORATIVE WALL LIGHT C/W REMOTE DALI DIMMABLE DRIVER CONFIRM THE MOUNTING POSITION AND HEIGHT ON SITE WITH THE ARCHITECT | MOROCCO | EQUAL TO LIGHT CO CONE WALL LIGHT | A |
| WL04 | 10W 2700K LED | DECORATIVE WALL LIGHT C/W REMOTE DALI DIMMABLE DRIVER CONFIRM THE MOUNTING POSITION AND HEIGHT ON SITE WITH THE ARCHITECT | GRAFENE | EQUAL TO LIGHT CO CONE WALL LIGHT | A |
| WL05 | 4.2W 2700K LED | DECORATIVE WALL LIGHT INTEGRAL NON DIMMABLE DRIVER CONFIRM THE MOUNTING POSITION AND HEIGHT ON SITE WITH THE ARCHITECT | GREY | EQUAL TO LIGHTING COLLECTIVE INDUSTRIAL CONICAL WALL LIGHT | A |
| WL06 | 2700K LED | DECORATIVE WALL LIGHT C/W REMOTE DALI DIMMABLE DRIVER CONFIRM THE MOUNTING POSITION AND HEIGHT ON SITE WITH THE ARCHITECT | WHITE ONYX / BLACK BRUSHED FRAME OPAL GLASS | EQUAL TO LIGHTING COLLECTIVE ONYX STONE SUSPENDED WALL LIGHT AURELIA SMALL WITHOUT CORNICE | A |
| WL07 | 2700K LED | CUSTOM DECORATIVE WALL LIGHT WITH THE POSITION AND MOUNTING HEIGHT CONFIRMED ON SITE WITH THE ARCHITECT. REMOTE DRIVER. ALLOW TO ASSEMBLE | WHITE | ALLOW A PC SUM OF \$1000.00 PLUS GST FOR THE SUPPLY OF EACH WL07 FITTING | A |
| WL08 | 15W 2700K LED | DECORATIVE WALL LIGHT C/W REMOTE DALI DIMMABLE DRIVER CONFIRM THE MOUNTING POSITION AND HEIGHT ON SITE WITH THE ARCHITECT | COPPER | EQUAL TO LIGHT CO OBS WALL LIGHT BY ESTILUS SKU EST.A-220L-44 | A |
| WL09 | 60W 2700K LED | DECORATIVE WALL LIGHT C/W REMOTE DALI DIMMABLE DRIVER CONFIRM THE MOUNTING POSITION AND HEIGHT ON SITE WITH THE ARCHITECT | BRONZE | EQUAL TO EDISON LIGHT GLOBES BRONZE LONG BULB CAGE WALL MOUNTED ACETAL BASE | A |
| WL10 | 3W 2700K LED | DECORATIVE WALL LIGHT C/W REMOTE DALI DIMMABLE DRIVER CONFIRM THE MOUNTING POSITION AND HEIGHT ON SITE WITH THE ARCHITECT | BONE | EQUAL TO ROBERT GORDON INTERIORS CERAMIC WALL BOWL SCONE LIGHT | A |



C3264a - CABOOLTURE SPORTS CLUB REDEVELOPMENT


C3264a-0002(B).xls

ELECTRICAL EQUIPMENT SCHEDULE

REVISION B - 16 OCTOBER 2024

THE LIGHT FITTING SUPPLIER CONTACT DETAILS MAY BE AVAILABLE ON THE EDG WEBSITE VIA THE FOLLOWING LINK
www.edg.net.au/Links/Lighting.htm

| TYPE | LAMPS | DESCRIPTION | COLOUR / ACCESSORY | CATALOGUE No | REV |
|------|-----------------|--|--------------------|--|-----|
| WL11 | | NOT USED | | | B |
| WL12 | 2700K LED | DECORATIVE 250DIA WALL LIGHT C/W REMOTE DALI DIMMABLE DRIVER CONFIRM THE MOUNTING POSITION AND HEIGHT ON SITE WITH THE ARCHITECT | CHROME / AMBER | EQUAL TO NOOK COLLECTIONS FEST WALL LIGHT | A |
| WL13 | 2700K LED | DECORATIVE 250DIA WALL LIGHT C/W REMOTE DALI DIMMABLE DRIVER CONFIRM THE MOUNTING POSITION AND HEIGHT ON SITE WITH THE ARCHITECT | CHROME / PINK | EQUAL TO NOOK COLLECTIONS FEST WALL LIGHT | A |
| GL01 | 8W 3000K LED | GARDEN STAKE FITTING C/W REMOTE DALI DIMMABLE DRIVER MOUNT THE FITTING IN THE GARDEN AS PER THE ARCHITECTURAL DETAIL IT IS ACCEPTABLE TO SUPPLY MULTIPLE UP2 FITTINGS ON THE SAME CHANNEL FROM A SINGLE SUITABLY SIZED DRIVER / POWER SUPPLY | BLACK | EQUAL TO GAMMA ILLUMINATION RULLO 1373- FL-8W- 3K | A |
| S1 | 12W/M 3000K LED | FLEXIBLE LED ROPE FLEX SCREW FIXED IN PLACE WITHIN THE CEILING PELMET AS PER THE ARCHITECTURAL DETAIL PROVIDE THE STRIP WITH A REMOTE DEDICATED 240-24V POWER SUPPLY AND A DALI DIMMABLE INTERFACE UNIT PER GROUP NOT EXCEEDING 10M OF STRIP LOCATED IN A CONCEALED ACCESSIBLE POSITION. | WHITE | EQUAL TO NPA L-NF-GLO + POWER SUPPLY & DALI CONTROLLER | A |
| S2 | 12W/M 3000K LED | FLEXIBLE LED ROPE FLEX SCREW FIXED IN PLACE WITHIN THE CEILING PELMET AS PER THE ARCHITECTURAL DETAIL PROVIDE THE STRIP WITH A REMOTE DEDICATED 240-24V POWER SUPPLY AND A DALI DIMMABLE INTERFACE UNIT PER GROUP NOT EXCEEDING 10M OF STRIP LOCATED IN A CONCEALED ACCESSIBLE POSITION. | WHITE | EQUAL TO NPA L-NF-GLO + POWER SUPPLY & DALI CONTROLLER | A |
| S3 | 12W/M 3000K LED | FLEXIBLE LED ROPE FLEX SCREW FIXED IN PLACE WITHIN THE CEILING PELMET AS PER THE ARCHITECTURAL DETAIL PROVIDE THE STRIP WITH A REMOTE DEDICATED 240-24V POWER SUPPLY AND A DALI DIMMABLE INTERFACE UNIT PER GROUP NOT EXCEEDING 10M OF STRIP LOCATED IN A CONCEALED ACCESSIBLE POSITION. | WHITE | EQUAL TO NPA L-NF-GLO + POWER SUPPLY & DALI CONTROLLER | A |



C3264a - CABOOLTURE SPORTS CLUB REDEVELOPMENT


C3264a-0002(B).xls

ELECTRICAL EQUIPMENT SCHEDULE

REVISION B - 16 OCTOBER 2024

THE LIGHT FITTING SUPPLIER CONTACT DETAILS MAY BE AVAILABLE ON THE EDG WEBSITE VIA THE FOLLOWING LINK
www.edg.net.au/Links/Lighting.htm

| TYPE | LAMPS | DESCRIPTION | COLOUR / ACCESSORY | CATALOGUE No | REV |
|------|-----------------|--|--------------------|--|-----|
| S4 | 12W/M 3000K LED | FLEXIBLE LED ROPE FLEX SCREW FIXED IN PLACE WITHIN THE CEILING PELMET AS PER THE ARCHITECTURAL DETAIL PROVIDE THE STRIP WITH A REMOTE DEDICATED 240-24V POWER SUPPLY AND A DALI DIMMABLE INTERFACE UNIT PER GROUP NOT EXCEEDING 10M OF STRIP LOCATED IN A CONCEALED ACCESSIBLE POSITION. | WHITE | EQUAL TO NPA L-NF-GLO + POWER SUPPLY & DALI CONTROLLER | A |
| S5 | 12W/M 3000K LED | FLEXIBLE LED ROPE FLEX SCREW FIXED IN PLACE WITHIN THE CEILING PELMET AS PER THE ARCHITECTURAL DETAIL PROVIDE THE STRIP WITH A REMOTE DEDICATED 240-24V POWER SUPPLY AND A DALI DIMMABLE INTERFACE UNIT PER GROUP NOT EXCEEDING 10M OF STRIP LOCATED IN A CONCEALED ACCESSIBLE POSITION. | WHITE | EQUAL TO NPA L-NF-GLO + POWER SUPPLY & DALI CONTROLLER | A |
| S6 | 12W/M 3000K LED | FLEXIBLE LED ROPE FLEX SCREW FIXED IN PLACE WITHIN THE CEILING PELMET AS PER THE ARCHITECTURAL DETAIL PROVIDE THE STRIP WITH A REMOTE DEDICATED 240-24V POWER SUPPLY AND A DALI DIMMABLE INTERFACE UNIT PER GROUP NOT EXCEEDING 10M OF STRIP LOCATED IN A CONCEALED ACCESSIBLE POSITION. | WHITE | EQUAL TO NPA L-NF-GLO + POWER SUPPLY & DALI CONTROLLER | A |
| S7 | 12W/M 3000K LED | FLEXIBLE LED ROPE FLEX SCREW FIXED IN PLACE WITHIN THE CEILING PELMET AS PER THE ARCHITECTURAL DETAIL PROVIDE THE STRIP WITH A REMOTE DEDICATED 240-24V POWER SUPPLY AND A DALI DIMMABLE INTERFACE UNIT PER GROUP NOT EXCEEDING 10M OF STRIP LOCATED IN A CONCEALED ACCESSIBLE POSITION. | WHITE | EQUAL TO NPA L-NF-GLO + POWER SUPPLY & DALI CONTROLLER | A |
| S8 | 12W/M 3000K LED | FLEXIBLE LED ROPE FLEX SCREW FIXED IN PLACE WITHIN THE CEILING PELMET AS PER THE ARCHITECTURAL DETAIL PROVIDE THE STRIP WITH A REMOTE DEDICATED 240-24V POWER SUPPLY AND A DALI DIMMABLE INTERFACE UNIT PER GROUP NOT EXCEEDING 10M OF STRIP LOCATED IN A CONCEALED ACCESSIBLE POSITION. | WHITE | EQUAL TO NPA L-NF-GLO + POWER SUPPLY & DALI CONTROLLER | A |
| S9 | 12W/M 3000K LED | FLEXIBLE LED ROPE FLEX SCREW FIXED IN PLACE WITHIN THE CEILING PELMET AS PER THE ARCHITECTURAL DETAIL PROVIDE THE STRIP WITH A REMOTE DEDICATED 240-24V POWER SUPPLY AND A DALI DIMMABLE INTERFACE UNIT PER GROUP NOT EXCEEDING 10M OF STRIP LOCATED IN A CONCEALED ACCESSIBLE POSITION. | WHITE | EQUAL TO NPA L-NF-GLO + POWER SUPPLY & DALI CONTROLLER | A |



C3264a - CABOOLTURE SPORTS CLUB REDEVELOPMENT


C3264a-0002(B).xls

ELECTRICAL EQUIPMENT SCHEDULE

REVISION B - 16 OCTOBER 2024

THE LIGHT FITTING SUPPLIER CONTACT DETAILS MAY BE AVAILABLE ON THE EDG WEBSITE VIA THE FOLLOWING LINK
www.edg.net.au/Links/Lighting.htm

| TYPE | LAMPS | DESCRIPTION | COLOUR / ACCESSORY | CATALOGUE No | REV |
|------|-----------------|--|--------------------|--|-----|
| S10 | 12W/M 3000K LED | FLEXIBLE LED ROPE FLEX SCREW FIXED IN PLACE WITHIN THE SUSPENDED BAR BULKHEAD AS PER THE ARCHITECTURAL DETAIL PROVIDE THE STRIP WITH A REMOTE DEDICATED 240-24V POWER SUPPLY AND A DALI DIMMABLE INTERFACE UNIT PER GROUP NOT EXCEEDING 10M OF STRIP LOCATED IN A CONCEALED ACCESSIBLE POSITION. | WHITE | EQUAL TO NPA L-NF-GLO + POWER SUPPLY & DALI CONTROLLER | A |
| S11 | 12W/M 3000K LED | FLEXIBLE LED ROPE FLEX SCREW FIXED IN PLACE WITHIN THE CEILING PELMET AS PER THE ARCHITECTURAL DETAIL PROVIDE THE STRIP WITH A REMOTE DEDICATED 240-24V POWER SUPPLY AND A DALI DIMMABLE INTERFACE UNIT PER GROUP NOT EXCEEDING 10M OF STRIP LOCATED IN A CONCEALED ACCESSIBLE POSITION. | WHITE | EQUAL TO NPA L-NF-GLO + POWER SUPPLY & DALI CONTROLLER | A |
| S12 | 12W/M 3000K LED | FLEXIBLE LED ROPE FLEX SCREW FIXED IN PLACE WITHIN THE CEILING PELMET AS PER THE ARCHITECTURAL DETAIL PROVIDE THE STRIP WITH A REMOTE DEDICATED 240-24V POWER SUPPLY AND A DALI DIMMABLE INTERFACE UNIT PER GROUP NOT EXCEEDING 10M OF STRIP LOCATED IN A CONCEALED ACCESSIBLE POSITION. | WHITE | EQUAL TO NPA L-NF-GLO + POWER SUPPLY & DALI CONTROLLER | A |
| S13 | 12W/M 3000K LED | FLEXIBLE LED ROPE FLEX SCREW FIXED IN PLACE WITHIN THE CEILING PELMET AS PER THE ARCHITECTURAL DETAIL PROVIDE THE STRIP WITH A REMOTE DEDICATED 240-24V POWER SUPPLY AND A DALI DIMMABLE INTERFACE UNIT PER GROUP NOT EXCEEDING 10M OF STRIP LOCATED IN A CONCEALED ACCESSIBLE POSITION. | WHITE | EQUAL TO NPA L-NF-GLO + POWER SUPPLY & DALI CONTROLLER | A |
| S14 | 12W/M 3000K LED | FLEXIBLE LED ROPE FLEX SCREW FIXED IN PLACE WITHIN THE CEILING PELMET AS PER THE ARCHITECTURAL DETAIL PROVIDE THE STRIP WITH A REMOTE DEDICATED 240-24V POWER SUPPLY AND A DALI DIMMABLE INTERFACE UNIT PER GROUP NOT EXCEEDING 10M OF STRIP LOCATED IN A CONCEALED ACCESSIBLE POSITION. | WHITE | EQUAL TO NPA L-NF-GLO + POWER SUPPLY & DALI CONTROLLER | A |
| S15 | 12W/M 3000K LED | FLEXIBLE LED ROPE FLEX SCREW FIXED IN PLACE WITHIN THE CEILING PELMET AS PER THE ARCHITECTURAL DETAIL PROVIDE THE STRIP WITH A REMOTE DEDICATED 240-24V POWER SUPPLY AND A DALI DIMMABLE INTERFACE UNIT PER GROUP NOT EXCEEDING 10M OF STRIP LOCATED IN A CONCEALED ACCESSIBLE POSITION. | WHITE | EQUAL TO NPA L-NF-GLO + POWER SUPPLY & DALI CONTROLLER | A |



C3264a - CABOOLTURE SPORTS CLUB REDEVELOPMENT


C3264a-0002(B).xls

ELECTRICAL EQUIPMENT SCHEDULE

REVISION B - 16 OCTOBER 2024

THE LIGHT FITTING SUPPLIER CONTACT DETAILS MAY BE AVAILABLE ON THE EDG WEBSITE VIA THE FOLLOWING LINK
www.edg.net.au/Links/Lighting.htm

| TYPE | LAMPS | DESCRIPTION | COLOUR / ACCESSORY | CATALOGUE No | REV |
|------|-----------------|--|--------------------|--|-----|
| S16 | 12W/M 3000K LED | FLEXIBLE LED ROPE FLEX SCREW FIXED IN PLACE ABOVE THE SUSPENDED CEILING FEATURE AS PER THE ARCHITECTURAL DETAIL PROVIDE THE STRIP WITH A REMOTE DEDICATED 240-24V POWER SUPPLY AND A DALI DIMMABLE INTERFACE UNIT PER GROUP NOT EXCEEDING 10M OF STRIP LOCATED IN A CONCEALED ACCESSIBLE POSITION. | WHITE | EQUAL TO NPA L-NF-GLO + POWER SUPPLY & DALI CONTROLLER | A |
| S17 | 12W/M 3000K LED | FLEXIBLE LED ROPE FLEX SCREW FIXED IN PLACE WITHIN THE CEILING PELMET AS PER THE ARCHITECTURAL DETAIL PROVIDE THE STRIP WITH A REMOTE DEDICATED 240-24V POWER SUPPLY AND A DALI DIMMABLE INTERFACE UNIT PER GROUP NOT EXCEEDING 10M OF STRIP LOCATED IN A CONCEALED ACCESSIBLE POSITION. | WHITE | EQUAL TO NPA L-NF-GLO + POWER SUPPLY & DALI CONTROLLER | A |
| S18 | 12W/M 3000K LED | FLEXIBLE LED ROPE FLEX SCREW FIXED IN PLACE WITHIN THE CEILING PELMET AS PER THE ARCHITECTURAL DETAIL PROVIDE THE STRIP WITH A REMOTE DEDICATED 240-24V POWER SUPPLY AND A DALI DIMMABLE INTERFACE UNIT PER GROUP NOT EXCEEDING 10M OF STRIP LOCATED IN A CONCEALED ACCESSIBLE POSITION. | WHITE | EQUAL TO NPA L-NF-GLO + POWER SUPPLY & DALI CONTROLLER | A |
| S19 | 12W/M 3000K LED | FLEXIBLE LED ROPE FLEX SCREW FIXED IN PLACE WITHIN THE CEILING PELMET AS PER THE ARCHITECTURAL DETAIL PROVIDE THE STRIP WITH A REMOTE DEDICATED 240-24V POWER SUPPLY AND A DALI DIMMABLE INTERFACE UNIT PER GROUP NOT EXCEEDING 10M OF STRIP LOCATED IN A CONCEALED ACCESSIBLE POSITION. | WHITE | EQUAL TO NPA L-NF-GLO + POWER SUPPLY & DALI CONTROLLER | A |
| S20 | 12W/M 3000K LED | FLEXIBLE LED ROPE FLEX SCREW FIXED IN PLACE WITHIN THE CEILING PELMET AS PER THE ARCHITECTURAL DETAIL PROVIDE THE STRIP WITH A REMOTE DEDICATED 240-24V POWER SUPPLY AND A DALI DIMMABLE INTERFACE UNIT PER GROUP NOT EXCEEDING 10M OF STRIP LOCATED IN A CONCEALED ACCESSIBLE POSITION. | WHITE | EQUAL TO NPA L-NF-GLO + POWER SUPPLY & DALI CONTROLLER | A |
| S21 | 12W/M 3000K LED | FLEXIBLE LED ROPE FLEX SCREW FIXED IN PLACE WITHIN THE RECEPTION COUNTER PELMET AS PER THE ARCHITECTURAL DETAIL PROVIDE THE STRIP WITH A REMOTE DEDICATED 240-24V POWER SUPPLY AND A DALI DIMMABLE INTERFACE UNIT PER GROUP NOT EXCEEDING 10M OF STRIP LOCATED IN A CONCEALED ACCESSIBLE POSITION. | WHITE | EQUAL TO NPA L-NF-GLO + POWER SUPPLY & DALI CONTROLLER | A |



C3264a - CABOOLTURE SPORTS CLUB REDEVELOPMENT


C3264a-0002(B).xls

ELECTRICAL EQUIPMENT SCHEDULE

REVISION B - 16 OCTOBER 2024

THE LIGHT FITTING SUPPLIER CONTACT DETAILS MAY BE AVAILABLE ON THE EDG WEBSITE VIA THE FOLLOWING LINK
www.edg.net.au/Links/Lighting.htm

| TYPE | LAMPS | DESCRIPTION | COLOUR / ACCESSORY | CATALOGUE No | REV |
|------|-----------------|---|--------------------|--|-----|
| S22 | 12W/M 3000K LED | HORIZONTAL FLEXIBLE LED ROPE FLEX SCREW FIXED IN PLACE WITHIN THE JOINERY RECESS TO UPLIGHT AS PER THE ARCHITECTURAL DETAIL PROVIDE THE STRIP WITH A REMOTE DEDICATED 240-24V POWER SUPPLY AND A DALI DIMMABLE INTERFACE UNIT PER GROUP NOT EXCEEDING 10M OF STRIP LOCATED IN A CONCEALED ACCESSIBLE POSITION. | WHITE | EQUAL TO NPA L-NF-GLO + POWER SUPPLY & DALI CONTROLLER | A |
| S23 | 12W/M 3000K LED | FLEXIBLE LED ROPE FLEX SCREW FIXED IN PLACE WITHIN THE SEAT PELMET AS PER THE ARCHITECTURAL DETAIL PROVIDE THE STRIP WITH A REMOTE DEDICATED 240-24V POWER SUPPLY AND A DALI DIMMABLE INTERFACE UNIT PER GROUP NOT EXCEEDING 10M OF STRIP LOCATED IN A CONCEALED ACCESSIBLE POSITION. | WHITE | EQUAL TO NPA L-NF-GLO + POWER SUPPLY & DALI CONTROLLER | A |
| S24 | 12W/M 3000K LED | FLEXIBLE LED ROPE FLEX SCREW FIXED IN PLACE WITHIN THE BAR COUNTER FACE RECESS AS PER THE ARCHITECTURAL DETAIL PROVIDE THE STRIP WITH A REMOTE DEDICATED 240-24V POWER SUPPLY AND A DALI DIMMABLE INTERFACE UNIT PER GROUP NOT EXCEEDING 10M OF STRIP LOCATED IN A CONCEALED ACCESSIBLE POSITION. | WHITE | EQUAL TO NPA L-NF-GLO + POWER SUPPLY & DALI CONTROLLER | A |
| S25 | 12W/M 3000K LED | MULTIPLE RUNS OF FLEXIBLE LED ROPE FLEX SCREW FIXED IN PLACE WITHIN THE DISPLAY JOINERY RECESS AS PER THE ARCHITECTURAL DETAIL PROVIDE THE STRIP WITH A REMOTE DEDICATED 240-24V POWER SUPPLY AND A DALI DIMMABLE INTERFACE UNIT PER GROUP NOT EXCEEDING 10M OF STRIP LOCATED IN A CONCEALED ACCESSIBLE POSITION. | WHITE | EQUAL TO NPA L-NF-GLO + POWER SUPPLY & DALI CONTROLLER | A |
| S26 | 12W/M 3000K LED | MULTIPLE RUNS OF FLEXIBLE LED ROPE FLEX SCREW FIXED IN PLACE WITHIN THE DISPLAY JOINERY RECESS AS PER THE ARCHITECTURAL DETAIL PROVIDE THE STRIP WITH A REMOTE DEDICATED 240-24V POWER SUPPLY AND A DALI DIMMABLE INTERFACE UNIT PER GROUP NOT EXCEEDING 10M OF STRIP LOCATED IN A CONCEALED ACCESSIBLE POSITION. | WHITE | EQUAL TO NPA L-NF-GLO + POWER SUPPLY & DALI CONTROLLER | A |
| S27 | 12W/M 3000K LED | FLEXIBLE LED ROPE FLEX SCREW FIXED IN PLACE WITHIN THE WALL PELMET AS PER THE ARCHITECTURAL DETAIL PROVIDE THE STRIP WITH A REMOTE DEDICATED 240-24V POWER SUPPLY AND A DALI DIMMABLE INTERFACE UNIT PER GROUP NOT EXCEEDING 10M OF STRIP LOCATED IN A CONCEALED ACCESSIBLE POSITION. | WHITE | EQUAL TO NPA L-NF-GLO + POWER SUPPLY & DALI CONTROLLER | A |



C3264a - CABOOLTURE SPORTS CLUB REDEVELOPMENT


C3264a-0002(B).xls

ELECTRICAL EQUIPMENT SCHEDULE

REVISION B - 16 OCTOBER 2024

THE LIGHT FITTING SUPPLIER CONTACT DETAILS MAY BE AVAILABLE ON THE EDG WEBSITE VIA THE FOLLOWING LINK
www.edg.net.au/Links/Lighting.htm

| TYPE | LAMPS | DESCRIPTION | COLOUR / ACCESSORY | CATALOGUE No | REV |
|------|-----------------|---|--------------------|--|-----|
| S28 | 12W/M 3000K LED | FLEXIBLE LED ROPE FLEX SCREW FIXED IN PLACE BEHIND THE MIRROR AS PER THE ARCHITECTURAL DETAIL PROVIDE THE STRIP WITH A REMOTE DEDICATED 240-24V POWER SUPPLY AND A DALI DIMMABLE INTERFACE UNIT PER GROUP NOT EXCEEDING 10M OF STRIP LOCATED IN A CONCEALED ACCESSIBLE POSITION. | WHITE | EQUAL TO NPA L-NF-GLO + POWER SUPPLY & DALI CONTROLLER | A |
| S29 | 12W/M 3000K LED | FLEXIBLE LED ROPE FLEX SCREW FIXED IN PLACE WITHIN THE WALL PELMET AS PER THE ARCHITECTURAL DETAIL PROVIDE THE STRIP WITH A REMOTE DEDICATED 240-24V POWER SUPPLY AND A DALI DIMMABLE INTERFACE UNIT PER GROUP NOT EXCEEDING 10M OF STRIP LOCATED IN A CONCEALED ACCESSIBLE POSITION. | WHITE | EQUAL TO NPA L-NF-GLO + POWER SUPPLY & DALI CONTROLLER | A |
| S30 | 12W/M 3000K LED | FLEXIBLE LED ROPE FLEX SCREW FIXED IN PLACE WITHIN THE JOINERY RECESS AS PER THE ARCHITECTURAL DETAIL PROVIDE THE STRIP WITH A REMOTE DEDICATED 240-24V POWER SUPPLY AND A DALI DIMMABLE INTERFACE UNIT PER GROUP NOT EXCEEDING 10M OF STRIP LOCATED IN A CONCEALED ACCESSIBLE POSITION. | WHITE | EQUAL TO NPA L-NF-GLO + POWER SUPPLY & DALI CONTROLLER | A |
| S31 | 12W/M 3000K LED | FLEXIBLE LED ROPE FLEX SCREW FIXED IN PLACE WITHIN THE JOINERY RECESS AS PER THE ARCHITECTURAL DETAIL PROVIDE THE STRIP WITH A REMOTE DEDICATED 240-24V POWER SUPPLY AND A DALI DIMMABLE INTERFACE UNIT PER GROUP NOT EXCEEDING 10M OF STRIP LOCATED IN A CONCEALED ACCESSIBLE POSITION. | WHITE | EQUAL TO NPA L-NF-GLO + POWER SUPPLY & DALI CONTROLLER | A |
| S32 | 12W/M 3000K LED | HORIZONTAL RUN OF FLEXIBLE LED ROPE FLEX SCREW FIXED IN PLACE WITHIN THE SPLASH BACK PELMET UNDER THE OVERHEAD CUPBOARDS AS PER THE ARCHITECTURAL DETAIL PROVIDE THE STRIP WITH A REMOTE DEDICATED 240-24V POWER SUPPLY AND A DALI DIMMABLE INTERFACE UNIT PER GROUP NOT EXCEEDING 10M OF STRIP LOCATED IN A CONCEALED ACCESSIBLE POSITION. | WHITE | EQUAL TO NPA L-NF-GLO + POWER SUPPLY & DALI CONTROLLER | A |
| S33 | 12W/M 3000K LED | FLEXIBLE LED ROPE FLEX SCREW FIXED IN PLACE BEHIND THE WALL MOUNTED TV AS PER THE ARCHITECTURAL DETAIL PROVIDE THE STRIP WITH A REMOTE DEDICATED 240-24V POWER SUPPLY AND A DALI DIMMABLE INTERFACE UNIT PER GROUP NOT EXCEEDING 10M OF STRIP LOCATED IN A CONCEALED ACCESSIBLE POSITION. | WHITE | EQUAL TO NPA L-NF-GLO + POWER SUPPLY & DALI CONTROLLER | A |



C3264a - CABOOLTURE SPORTS CLUB REDEVELOPMENT


C3264a-0002(B).xls

ELECTRICAL EQUIPMENT SCHEDULE

REVISION B - 16 OCTOBER 2024

THE LIGHT FITTING SUPPLIER CONTACT DETAILS MAY BE AVAILABLE ON THE EDG WEBSITE VIA THE FOLLOWING LINK
www.edg.net.au/Links/Lighting.htm

| TYPE | LAMPS | DESCRIPTION | COLOUR / ACCESSORY | CATALOGUE No | REV |
|------|-----------------|--|--------------------|--|-----|
| S34 | 12W/M 3000K LED | FLEXIBLE LED ROPE FLEX SCREW FIXED IN PLACE WITHIN THE JOINERY PELMET AS PER THE ARCHITECTURAL DETAIL PROVIDE THE STRIP WITH A REMOTE DEDICATED 240-24V POWER SUPPLY AND A DALI DIMMABLE INTERFACE UNIT PER GROUP NOT EXCEEDING 10M OF STRIP LOCATED IN A CONCEALED ACCESSIBLE POSITION. | WHITE | EQUAL TO NPA L-NF-GLO + POWER SUPPLY & DALI CONTROLLER | A |
| S35 | 12W/M 3000K LED | FLEXIBLE LED ROPE FLEX SCREW FIXED IN PLACE WITHIN THE WALL RECESS AS PER THE ARCHITECTURAL DETAIL PROVIDE THE STRIP WITH A REMOTE DEDICATED 240-24V POWER SUPPLY AND A DALI DIMMABLE INTERFACE UNIT PER GROUP NOT EXCEEDING 10M OF STRIP LOCATED IN A CONCEALED ACCESSIBLE POSITION. | WHITE | EQUAL TO NPA L-NF-GLO + POWER SUPPLY & DALI CONTROLLER | A |
| S36 | 12W/M 3000K LED | MULTIPLE HORIZONTAL AND VERTICAL RUNS OF FLEXIBLE LED ROPE FLEX SCREW FIXED IN PLACE WITHIN EH REAR BAR JOINERY AS PER THE S36 ELEVATION AND THE ARCHITECTURAL DETAIL PROVIDE THE S41 STRIP WITH A REMOTE DEDICATED 240-24V POWER SUPPLY AND A DALI DIMMABLE INTERFACE UNIT PER GROUP NOT EXCEEDING 10M OF STRIP LOCATED IN A CONCEALED ACCESSIBLE POSITION. | WHITE | EQUAL TO NPA L-NF-GLO + POWER SUPPLY & DALI CONTROLLER | A |
| S37 | 12W/M 3000K LED | FLEXIBLE LED ROPE FLEX SCREW FIXED IN PLACE WITHIN THE CEILING / WALL RECESS AS PER THE ARCHITECTURAL DETAIL PROVIDE THE STRIP WITH A REMOTE DEDICATED 240-24V POWER SUPPLY AND A DALI DIMMABLE INTERFACE UNIT PER GROUP NOT EXCEEDING 10M OF STRIP LOCATED IN A CONCEALED ACCESSIBLE POSITION. | WHITE | EQUAL TO NPA L-NF-GLO + POWER SUPPLY & DALI CONTROLLER | A |
| S38 | 12W/M 3000K LED | FLEXIBLE LED ROPE FLEX SCREW FIXED IN PLACE WITHIN THE FEATURE MIRROR AS PER THE ARCHITECTURAL DETAIL PROVIDE THE STRIP WITH A REMOTE DEDICATED 240-24V POWER SUPPLY AND A DALI DIMMABLE INTERFACE UNIT PER GROUP NOT EXCEEDING 10M OF STRIP LOCATED IN A CONCEALED ACCESSIBLE POSITION. | WHITE | EQUAL TO NPA L-NF-GLO + POWER SUPPLY & DALI CONTROLLER | A |
| S39 | 12W/M 3000K LED | FLEXIBLE LED ROPE FLEX SCREW FIXED IN PLACE WITHIN THE JOINERY RECESS AS PER THE ARCHITECTURAL DETAIL PROVIDE THE STRIP WITH A REMOTE DEDICATED 240-24V POWER SUPPLY AND A DALI DIMMABLE INTERFACE UNIT PER GROUP NOT EXCEEDING 10M OF STRIP LOCATED IN A CONCEALED ACCESSIBLE POSITION. | WHITE | EQUAL TO NPA L-NF-GLO + POWER SUPPLY & DALI CONTROLLER | A |



C3264a - CABOOLTURE SPORTS CLUB REDEVELOPMENT


C3264a-0002(B).xls

ELECTRICAL EQUIPMENT SCHEDULE

REVISION B - 16 OCTOBER 2024

THE LIGHT FITTING SUPPLIER CONTACT DETAILS MAY BE AVAILABLE ON THE EDG WEBSITE VIA THE FOLLOWING LINK
www.edg.net.au/Links/Lighting.htm

| TYPE | LAMPS | DESCRIPTION | COLOUR / ACCESSORY | CATALOGUE No | REV |
|------|-----------------|--|--------------------|--|-----|
| S40 | 12W/M 3000K LED | VERTICAL RUN OF FLEXIBLE LED ROPE FLEX SCREW FIXED IN PLACE CONCEALED BEHIND THE WINDOW FRAME AS PER THE ARCHITECTURAL DETAIL PROVIDE THE S40 STRIP WITH A REMOTE DEDICATED 240-24V POWER SUPPLY AND A DALI DIMMABLE INTERFACE UNIT PER GROUP NOT EXCEEDING 10M OF STRIP LOCATED IN A CONCEALED ACCESSIBLE POSITION. | WHITE | EQUAL TO NPA L-NF-GLO + POWER SUPPLY & DALI CONTROLLER | A |
| S41 | 12W/M 3000K LED | MULTIPLE HORIZONTAL AND VERTICAL RUNS OF FLEXIBLE LED ROPE FLEX SCREW FIXED IN PLACE WITHIN EH REAR BAR JOINERY AS PER THE S41 ELEVATION AND THE ARCHITECTURAL DETAIL PROVIDE THE S41 STRIP WITH A REMOTE DEDICATED 240-24V POWER SUPPLY AND A DALI DIMMABLE INTERFACE UNIT PER GROUP NOT EXCEEDING 10M OF STRIP LOCATED IN A CONCEALED ACCESSIBLE POSITION. | WHITE | EQUAL TO NPA L-NF-GLO + POWER SUPPLY & DALI CONTROLLER | |
| S42 | 12W/M 3000K LED | HORIZONTAL FLEXIBLE LED ROPE FLEX SCREW FIXED IN PLACE WITHIN THE JOINERY RECESS AS PER THE ARCHITECTURAL DETAIL PROVIDE THE STRIP WITH A REMOTE DEDICATED 240-24V POWER SUPPLY AND A DALI DIMMABLE INTERFACE UNIT PER GROUP NOT EXCEEDING 10M OF STRIP LOCATED IN A CONCEALED ACCESSIBLE POSITION. | WHITE | EQUAL TO NPA L-NF-GLO + POWER SUPPLY & DALI CONTROLLER | A |
| S43 | 12W/M 3000K LED | FLEXIBLE LED ROPE FLEX SCREW FIXED IN PLACE WITHIN THE SEAT RECESS AS PER THE ARCHITECTURAL DETAIL PROVIDE THE STRIP WITH A REMOTE DEDICATED 240-24V POWER SUPPLY AND A DALI DIMMABLE INTERFACE UNIT PER GROUP NOT EXCEEDING 10M OF STRIP LOCATED IN A CONCEALED ACCESSIBLE POSITION. | WHITE | EQUAL TO NPA L-NF-GLO + POWER SUPPLY & DALI CONTROLLER | A |
| HL01 | 100W IR LAMP | PENDANT HEAT LAMP CONFIRM THE SUSPENSION HEIGH WITH THE ARCHITECT | GLOSSY GRAY | EQUAL TO HATCO DL-775-CN PLUS 100W IR LAMP | A |
| E1 | LED | EMERGENCY LIGHT: RECESSED NON-MAINTAINED EMERGENCY LIGHT. AS2293 CLASSIFICATION C0-D40 - C90-D40. | WHITE | EQUAL TO CLEVERTRONICS LLIFE | A |



C3264a - CABOOLTURE SPORTS CLUB REDEVELOPMENT


C3264a-0002(B).xls

ELECTRICAL EQUIPMENT SCHEDULE

REVISION B - 16 OCTOBER 2024

THE LIGHT FITTING SUPPLIER CONTACT DETAILS MAY BE AVAILABLE ON THE EDG WEBSITE VIA THE FOLLOWING LINK
www.edg.net.au/Links/Lighting.htm

| TYPE | LAMPS | DESCRIPTION | COLOUR / ACCESSORY | CATALOGUE No | REV |
|--------------------------------|--|--|--------------------|----------------------------------|-----|
| EX (BOH) | LED | BACK OF HOUSE EXIT LIGHT: MAINTAINED 24M VIEWING DISTANCE EXIT LIGHT C/W DIFFUSERS & DIRECTIONAL ARROWS AS SHOWN. CEILING OR WALL MOUNT BETWEEN 2100mm & 2700mm AFFL IF THERE IS NO VERTICAL SURFACE TO MOUNT THE FITTING ON WITHIN THIS RANGE CONFIRM THE MOUNTING HEIGHT WITH THE ENGINEER. AS2293 CLASSIFICATION C0-D1.25- C90-D2 | WHITE | EQUAL TO CLEVERTRONICS LCFLED | A |
| EX WP | NOT USED | | | | B |
| EX (FOH) | LED | FRONT OF HOUSE EXIT LIGHT: MAINTAINED 24M VIEWING DISTANCE EXIT LIGHT C/W DIFFUSERS & DIRECTIONAL ARROWS AS SHOWN. CEILING SURFACE MOUNT OR WALL MOUNT BETWEEN 2100mm & 2700mm AFFL IF THERE IS NO VERTICAL SURFACE TO MOUNT THE FITTING ON WITHIN THIS RANGE CONFIRM THE MOUNTING HEIGHT WITH THE ENGINEER. AS2293 CLASSIFICATION C0-D8 - C90-E3.2. | WHITE | EQUAL TO CLEVERTRONICS LUBPRO-SM | A |
| PROXIMITY DETECTOR SWITCH (PD) | NOT USED | | | | B |
| FIRE INDICATOR PANEL (FIP) | REPLACE THE EXISTING FIP WITH A NEW FLUSH RECESSED AS1670.1 COMPLIANT WHITE FIRE INDICATOR PANEL C/W RECESS TRIM KIT TO CONTAIN THE FDCIE AND EWCIE. | | | | A |
| SMOKE DETECTOR | AS1670.1 SURFACE MOUNTED SMOKE DETECTOR | | | | A |
| ASPIRATING SMOKE DETECTOR | AS1670.1 ASPIRATING SMOKE DETECTOR TO MONITOR THE LIFT SHAFT | | | | A |
| CONCEALED SMOKE DETECTOR | AS1670.1 CONCEALED SPACE SMOKE DETECTOR C/W REMOTE ACCESS | | | | A |
| THERMAL DETECTOR | SURFACE MOUNTED THERMAL DETECTOR TO AS1670.1. | | | | A |
| THERMAL DETECTOR (B) | SURFACE MOUNTED THERMAL DETECTOR TO AS1670.1. TYPE B SEALED | | | | A |
| THERMAL DETECTOR (D) | SURFACE MOUNTED THERMAL DETECTOR TO AS1670.1. TYPE D | | | | A |
| THERMAL DETECTOR IN DUCT | DUCT PROBE THERMAL DETECTOR TO AS1670.1 | | | | A |
| RECESSED FIRE ALARM SPEAKER | AS1670.1 RECESSED FIRE ALARM SPEAKER C/W WHITE GRILL | | | | A |
| FIRE ALARM HORN | AS1670.1 SURFACE MOUNTED IP66 FIRE ALARM HORN | | | | A |
| VISUAL ALARM DEVICE (VAD) | AS1670.1 SURFACE MOUNTED VISUAL ALARM DEVICE | | | | A |



ELECTRICAL DESIGN GROUP

ELECTRICAL BUILDING SERVICES CONSULTANTS

P.O. Box 15, SHERWOOD Q. 4075

Phone: (07) 3278 4375 Fax: (07) 3716 0222

Web Site: www.edg.net.au Email: brisbane@edg.net.au

C3264a - CABOOLTURE SPORTS CLUB REDEVELOPMENT


C3264a-0002(B).xls

ELECTRICAL EQUIPMENT SCHEDULE

REVISION B - 16 OCTOBER 2024

THE LIGHT FITTING SUPPLIER CONTACT DETAILS MAY BE AVAILABLE ON THE EDG WEBSITE VIA THE FOLLOWING LINK
www.edg.net.au/Links/Lighting.htm

| TYPE | LAMPS | DESCRIPTION | COLOUR / ACCESSORY | CATALOGUE No | REV |
|--|-------|--|---|--|-----|
| GAS CONTROL DEVICE (GCD) | | GAS CONTROL SYSTEM TO BE INTERFACED TO THE FIRE ALARM SYSTEM | | | A |
| ONE-WAY LIGHT SWITCH | | ONE-WAY LIGHT SWITCH C/W CIRCUIT IDENTIFICATION ON THE FACEPLATE BEHIND THE SURROUND MOUNTED AT 1000mm AFFL UNLESS NOTED OTHERWISE. | WHITE UNLESS IN A KITCHEN OR BAR THEN STAINLESS STEEL | CLIPSAL C2000 SERIES UNLESS IN A KITCHEN OR BAR THEN STAINLESS STEEL | A |
| LIGHTING CONTROL SWITCH PANEL (SPx) | | 6-BUTTON PROGRAMMABLE SWITCH PANEL C/W CENTRAL LCD DISPLAY MOUNTED AT 1000mm AFFL UNLESS NOTED OTHERWISE. REFER TO THE LIGHTING CONTROL SCHEDULE | ALUMINIUM | DYNALITE ANTUMBRA DISPLAY | A |
| HAND DRYER CONNECTION (HD) | | SINGLE POWER OUTLET C/W CIRCUIT IDENTIFICATION ON THE FACEPLATE BEHIND THE SURROUND FOR THE HAND DRYER MOUNT THE GPO AS PER THE ARCHITECTURAL DETAIL | WHITE | CLIPSAL C2000 SERIES 30USM | A |
| SINGLE POWER OUTLET | | SINGLE POWER OUTLET C/W CIRCUIT IDENTIFICATION ON THE FACEPLATE BEHIND THE SURROUND MOUNT AT 300mm AFFL U.N.O. RATING 10A U.N.O. | WHITE UNLESS IN A KITCHEN OR BAR THEN STAINLESS STEEL | CLIPSAL C2000 SERIES UNLESS IN A KITCHEN OR BAR THEN STAINLESS STEEL | A |
| DOUBLE POWER OUTLET | | DOUBLE POWER OUTLET C/W CIRCUIT IDENTIFICATION ON THE FACEPLATE BEHIND THE SURROUND MOUNT AT 300mm AFFL U.N.O. RATING 10A U.N.O. | WHITE UNLESS IN A KITCHEN OR BAR THEN STAINLESS STEEL | CLIPSAL C2000 SERIES UNLESS IN A KITCHEN OR BAR THEN STAINLESS STEEL | A |
| DOUBLE POWER OUTLET (USB) | | DOUBLE POWER OUTLET C/W USB CHARGER AND CIRCUIT IDENTIFICATION ON THE FACEPLATE BEHIND THE SURROUND MOUNT AT 300mm AFFL U.N.O. RATING 10A U.N.O. | WHITE | CLIPSAL C2000 SERIES + 30USBCM MECH | B |
| SINGLE POWER OUTLET FOR THE AUTO DOOR (AD) | | SINGLE 10 AMP POWER OUTLET C/W CIRCUIT IDENTIFICATION ON THE FACEPLATE BEHIND THE SURROUND MOUNTED WITHIN THE AUTO DOOR MULLION | WHITE | CLIPSAL C2000 SERIES | A |
| IP56 SINGLE POWER OUTLET | | SINGLE POWER OUTLET IP56 MOUNT AT 300mm AFFL U.N.O. RATING 10A U.N.O. | GREY | CLIPSAL 56 SERIES | A |
| IP66 SINGLE POWER OUTLET FLOOR MOUNTED | | SINGLE 10 AMP POWER OUTLET AND SWITCH IP66 MOUNTED ON A 300 HIGH CUSTOM 316 WELDED STAINLESS STEEL BOLLARD | GREY | CLIPSAL 56C310-GY | B |
| WEATHERPROOF POWER OUTLET (WP) | | IP54 WEATHERPROOF SINGLE / DOUBLE POWER OUTLET AS NOTED ON DRAWING C/W COVER FLAP OVER SOCKET. MOUNT AT MINIMUM 1100mm AFFL U.N.O. RATING 10A U.N.O. | - | CLIPSAL WSCF227F | A |
| SIGNAGE OUTLET | | COORDINATE THE LOCATION AND CONNECTION WITH THE SIGN CONTRACTOR ENSURING THE GPO / ISOLATORS ARE PROVIDED WITH APPROPRIATE WEATHER PROTECTION AND ARE CONCEALED FROM VIEW. | | | B |



C3264a - CABOOLTURE SPORTS CLUB REDEVELOPMENT


C3264a-0002(B).xls

ELECTRICAL EQUIPMENT SCHEDULE

REVISION B - 16 OCTOBER 2024

THE LIGHT FITTING SUPPLIER CONTACT DETAILS MAY BE AVAILABLE ON THE EDG WEBSITE VIA THE FOLLOWING LINK
www.edg.net.au/Links/Lighting.htm

| TYPE | LAMPS | DESCRIPTION | COLOUR / ACCESSORY | CATALOGUE No | REV |
|------------------------|-------|--|--------------------|---------------|-----|
| SPECIAL PURPOSE OUTLET | | SPECIAL PURPOSE OUTLET TYPE AS NOTED. MOUNT AT 1350mm AFFL U.N.O. RATING 20A U.N.O. CONNECT TO EQUIPMENT VIA FLEXIBLE CONDUIT. | | | A |
| SINGLE-PHASE ISOLATOR | | SINGLE-PHASE WEATHERPROOF ISOLATOR. MOUNT AT 1350mm AFFL U.N.O. RATING 20A U.N.O. CONNECT TO EQUIPMENT VIA FLEXIBLE CONDUIT. | - | CLIPSAL WHT20 | A |
| THREE-PHASE ISOLATOR | | THREE-PHASE WEATHERPROOF ISOLATOR. MOUNT AT 1350mm AFFL U.N.O. RATING 20A U.N.O. CONNECT TO EQUIPMENT VIA FLEXIBLE CONDUIT. | - | CLIPSAL WHT35 | A |
| DB-A | | EXISTING MEZZANINE PLANT DISTRIBUTION BOARD TO BE REMOVED EXISTING CIRCUITS THAT REMAIN ARE TO BE RESUPPLIED FROM THE NEW DB-K | | | A |
| DB-B | | EXISTING LEVEL 1 DISTRIBUTION BOARD TO REMAIN | | | A |
| DB-D | | EXISTING CAFE DISTRIBUTION BOARD TO BE REMOVED EXISTING CIRCUITS THAT REMAIN ARE TO BE RESUPPLIED FROM THE NEW DB-3 | | | A |
| DB-G | | EXISTING GAMING DISTRIBUTION BOARD TO REMAIN AND BE UTILISED TO SUPPLY THE NEW CIRCUITS NOMINATED AS BEING SUPPLIED FROM DB-G ALL REDUNDANT SWITCHGEAR IS TO BE REMOVED AND THE SCHEDULE UPDATED AT PRACTICAL COMPLETION REFER TO THE DB-G SCHEDULE FOR ADDITIONAL REQUIREMENTS. | | | A |
| DB-K | | EXISTING KITCHEN DISTRIBUTION BOARD TO BE REMOVED AND REPLACED WITH A NEW KITCHEN DISTRIBUTION BOARD. EXISTING DB-K CIRCUITS THAT REMAIN ARE TO BE RESUPPLIED FROM THE NEW DB-K REFER TO THE DB-K SCHEDULE AND NOTES FOR ADDITIONAL REQUIREMENTS. | | | A |
| DB-M | | EXISTING BISTRO DISTRIBUTION BOARD TO BE REMOVED EXISTING CIRCUITS THAT REMAIN ARE TO BE RESUPPLIED FROM THE NEW DB-4, DB-1 AS IS APPROPRIATE. | | | A |
| DB-1 | | EXISTING BISTRO DISTRIBUTION BOARD TO REMAIN AND BE UTILISED TO SUPPLY THE NEW CIRCUITS NOMINATED AS BEING SUPPLIED FROM DB-1 ALL REDUNDANT SWITCHGEAR IS TO BE REMOVED AND THE SCHEDULE UPDATED AT PRACTICAL COMPLETION REFER TO THE DB-1 SCHEDULE FOR ADDITIONAL REQUIREMENTS | | | A |
| DB-2 | | EXISTING KITCHEN DISTRIBUTION BOARD TO BE REMOVED EXISTING CIRCUITS THAT REMAIN ARE TO BE RESUPPLIED FROM THE NEW DB-K | | | A |
| DB-3 | | NEW DISTRIBUTION BOARD REFER TO THE DB-3 SCHEDULE AND NOTES FOR ADDITIONAL REQUIREMENTS. | | | A |
| DB-4 | | NEW DISTRIBUTION BOARD MOUNT HE NEW DB-4 IN THE SPACE CREATED IN AC-1. REFER TO THE DB-4 SCHEDULE AND NOTES FOR ADDITIONAL REQUIREMENTS. | | | A |
| DB-5 | | NEW DISTRIBUTION BOARD IP 66 BOTTOM ENTRY ONLY. THE TOP OF THE BOARD IS TO BE WELDED WITH NO FACILITY TO PROVIDE CABLE ACCESS. REFER TO THE DB-5 SCHEDULE AND NOTES FOR ADDITIONAL REQUIREMENTS. | | | A |
| MDB | | NEW MAIN DISTRIBUTION BOARD IAS PER THE POWER SCHEMATIC. REFER TO THE NOTES FOR ADDITIONAL REQUIREMENTS. | | | A |




C3264a - CABOOLTURE SPORTS CLUB REDEVELOPMENT

C3264a-0002(B).xls

ELECTRICAL EQUIPMENT SCHEDULE

REVISION B - 16 OCTOBER 2024

| THE LIGHT FITTING SUPPLIER CONTACT DETAILS MAY BE AVAILABLE ON THE EDG WEBSITE VIA THE FOLLOWING LINK www.edg.net.au/Links/Lighting.htm | | | | | |
|---|-------|--|--------------------|--------------|-----|
| TYPE | LAMPS | DESCRIPTION | COLOUR / ACCESSORY | CATALOGUE No | REV |
| MSSB-1 | | MECHANICAL SERVICES SWITCHBOARD PROVIDED BY THE MECHANICAL SUB CONTRACTOR. COORDINATE THE SUBMAIN CONNECTION WITH THE MECHANICAL SUB CONTRACTOR ON SITE. | | | A |
| MSSB-2 | | EXISTING MECHANICAL SERVICES SWITCHBOARD TO REMAIN | | | A |
| MSSB-3 | | EXISTING MECHANICAL SERVICES SWITCHBOARD TO REMAIN | | | A |
| MSSB-4 | | MECHANICAL SERVICES SWITCHBOARD PROVIDED BY THE MECHANICAL SUB CONTRACTOR. COORDINATE THE SUBMAIN CONNECTION WITH THE MECHANICAL SUB CONTRACTOR ON SITE. | | | A |
| MCCM-1 | | EXISTING MECHANICAL SERVICES SWITCHBOARD TO REMAIN | | | A |
| MCCM-2 | | EXISTING MECHANICAL SERVICES SWITCHBOARD TO REMAIN | | | A |
| MCCM-3 | | EXISTING MECHANICAL SERVICES SWITCHBOARD TO REMAIN | | | A |
| AC-1 | | EXISTING SWITCHBOARD TO BE MODIFIED AS PER THE POWER SCHEMATIC. UPDATE ALL LABELS AT PRACTICAL COMPLETION | | | B |
| GENERATORS | | EXISTING GENERATORS TO REMAIN AS IS | | | B |
| LIFT | | EXISTING LIFT SYPPLY TO REMAIN AS IS | | | B |
| MSB | | EXISTING MAIN SWITCHBOARD TO BE MODIFIED AS PER THE POWER SCHEMATIC. UPDATE ALL LABELS AT PRACTICAL COMPLETION | | | A |
| REVENUE METER (KWH) | | EXISTING MAIN SWITCHBOARD REVENUE METER TO REMAIN AS IS | | | A |
| MDI | | EXISTING MAIN SWITCHBOARD MAXIMUM DEMAND INDICATORS TO REMAIN AS IS | | | A |
| ATS | | EXISTING MAIN SWITCHBOARD / AC1 AUTOMATIC TRANSFER SWITCH TO REMAIN AS IS | | | A |
| ENERGY METER (M) | | EXISTING PRIVATE ENERGY METER TO REMAIN AS IS | | | B |
| COMMUNICATIONS RACK (CR-1) | | EXISTING LEVEL 1 ADMINISTRATION COMMUNICATION RACK TO BE UPGRADED TO ACCOMMODATE THE ADDITIONAL COMMUNICATIONS OUTLETS AND FIBRE CABLING. | | | A |
| COMMUNICATIONS RACK (CR-2) | | EXISTING LEVEL 1 BOARD ROOM COMMUNICATION RACK TO BE UPGRADED TO ACCOMMODATE THE COMMUNICATIONS OUTLETS. | | | A |



C3264a - CABOOLTURE SPORTS CLUB REDEVELOPMENT


C3264a-0002(B).xls

ELECTRICAL EQUIPMENT SCHEDULE

REVISION B - 16 OCTOBER 2024

THE LIGHT FITTING SUPPLIER CONTACT DETAILS MAY BE AVAILABLE ON THE EDG WEBSITE VIA THE FOLLOWING LINK
www.edg.net.au/Links/Lighting.htm

| TYPE | LAMPS | DESCRIPTION | COLOUR / ACCESSORY | CATALOGUE No | REV |
|----------------------------------|-------|---|--------------------|------------------------|-----|
| GAMING RACK | | EXISTING GAMING COMMUNICATION RACK TO BE UPGRADED TO ACCOMMODATE THE GAMING COMMUNICATIONS OUTLETS. | | | A |
| COMMUNICATIONS RACK (CR-A) | | NEW WALL MOUNTED LOCKABLE HINGED 12 RU MINIMUM 600 DEEP COMMUNICATIONS RACK CR-A C/W PASSIVE VENTILATION. PROVIDE A SHOP DRAWING OF THE RACK INCLUDING THE ARRANGEMENT OF EQUIPMENT PROVIDED WITHIN IT AS PART OF THE CONTRACT FOR APPROVAL. PROVIDE THE RACK WITH THE REQUIRED FOBOT, A FIXED 6 PORT POWER RAIL , CAT 6 PATCH PANELS AND CABLE MANAGEMENT. MOUNT THE RACK AT HIGH LEVEL. PROVIDE A 6 CORE OS2 LC FIBRE CONNECTING THE CR-A FOBOT TO THE CR-1 FOBOT. | | | A |
| COMMUNICATIONS RACK (CR-B) | | NEW WALL MOUNTED LOCKABLE HINGED 18 RU MINIMUM 600 DEEP COMMUNICATIONS RACK CR-A C/W PASSIVE VENTILATION. PROVIDE A SHOP DRAWING OF THE RACK INCLUDING THE ARRANGEMENT OF EQUIPMENT PROVIDED WITHIN IT AS PART OF THE CONTRACT FOR APPROVAL. PROVIDE THE RACK WITH THE REQUIRED FOBOT, A FIXED 6 PORT POWER RAIL , CAT 6 PATCH PANELS AND CABLE MANAGEMENT. MOUNT THE RACK AT HIGH LEVEL. PROVIDE A 6 CORE OS2 LC FIBRE CONNECTING THE CR-B FOBOT TO THE CR-1 FOBOT. | | | A |
| COMMUNICATIONS RACK (CR-C) | | NEW WALL MOUNTED LOCKABLE HINGED 12 RU MINIMUM 600 DEEP COMMUNICATIONS RACK CR-A C/W PASSIVE VENTILATION. PROVIDE A SHOP DRAWING OF THE RACK INCLUDING THE ARRANGEMENT OF EQUIPMENT PROVIDED WITHIN IT AS PART OF THE CONTRACT FOR APPROVAL. PROVIDE THE RACK WITH THE REQUIRED FOBOT, A FIXED 6 PORT POWER RAIL , CAT 6 PATCH PANELS AND CABLE MANAGEMENT. MOUNT THE RACK AT HIGH LEVEL. PROVIDE A 6 CORE OS2 LC FIBRE CONNECTING THE CR-C FOBOT TO THE CR-1 FOBOT. | | | A |
| COMMUNICATIONS OUTLET | | RJ45 CAT-6 COMMUNICATIONS OUTLET, CABLED BACK TO CAT 6 PATCH PANELS IN THE ASSOCIATED COMMUNICATIONS RACK VIA 4-PAIR CAT-6 UTP CABLE. THE COMMUNICATIONS OUTLET CABLE COLOUR IS TO MATCH THE EXISTING UTP CABLE COLOUR. MOUNT UP TO 3 RJ45 OUTLETS PER MULTI-GANG FACEPLATE WITH SEPARATE PERMANENT LABELLING FOR EACH OUTLET. MOUNT AT 300 AFFL UNLESS NOTED OTHERWISE PROVIDE EACH COMMUNICATIONS OUTLET WITH A 1200 LONG PRETERMINATED ULTRA THIN PATCH LEAD OF THE SAME COLOUR AS THE COMMUNICATIONS UTP CABLING. | WHITE | CLIPSAL "C2000 SERIES" | A |
| COMMUNICATIONS GAMING OUTLET (G) | | RJ45 CAT-6 COMMUNICATIONS OUTLET, CABLED BACK TO CAT 6 PATCH PANELS IN THE GAMING RACK VIA 4-PAIR CAT-6 UTP CABLE. MOUNT UP TO 4 RJ45 OUTLETS PER MULTI-GANG FACEPLATE WITH SEPARATE PERMANENT LABELLING FOR EACH OUTLET. MOUNT WITHIN A GAMING MACHINE BASES IN A CONCEALED ACCESSIBLE POSITION. | WHITE | CLIPSAL "C2000 SERIES" | A |



C3264a - CABOOLTURE SPORTS CLUB REDEVELOPMENT

C3264a-0002(B).xls

ELECTRICAL EQUIPMENT SCHEDULE

REVISION B - 16 OCTOBER 2024

THE LIGHT FITTING SUPPLIER CONTACT DETAILS MAY BE AVAILABLE ON THE EDG WEBSITE VIA THE FOLLOWING LINK
www.edg.net.au/Links/Lighting.htm

| TYPE | LAMPS | DESCRIPTION | COLOUR / ACCESSORY | CATALOGUE No | REV |
|--------------------------|-------|---|--------------------|---------------------------|-----|
| CAT6A OUTLET | | RJ45 CAT-6A COMMUNICATIONS OUTLET, CABLED BACK TO CAT 6 PATCH PANELS IN THE ASSOCIATED COMMUNICATIONS RACK VIA 4-PAIR CAT-6 STP CABLE. PROVIDE THE STP CABLE AS A COLOUR UNIQUE TO THE STP CABLE. MOUNT UP TO 3 RJ45 OUTLETS PER MULTI-GANG FACEPLATE WITH SEPARATE PERMANENT LABELLING FOR EACH OUTLET. MOUNT AT 300 AFFL UNLESS NOTED OTHERWISE PROVIDE EACH STP COMMUNICATIONS OUTLET WITH A 1200 LONG PRETERMINATED ULTRA THIN PATCH LEAD OF THE SAME COLOUR AS THE COMMUNICATIONS STP CABLING. | WHITE | CLIPSAL "C2000 SERIES" | A |
| GAMING FIBRE (GF) | | INSTALL DUPLEX FIBRE OPTIC CABLE BETWEEN THE POKER MACHINE BASES AND FROM THE POKER MACHINE BASES BACK TO RACK CR-2 AS INDICATED. THE DUPLEX FIBRE OPTIC CABLE WILL BE SUPPLIED AND TERMINATED BY OTHERS. | | | A |
| AUDIO VISUAL RACK (AV-1) | | EXISTING AUDIO VISUAL RACK TO BE UTILISED BY THE AV CONTRACTOR TO SUPPLY THE AV SERVICES | | | A |
| CCTV POINT | | MALE CCTV RJ45 CAT-6 PLUS , CABLED BACK TO DEDICATED CCTV CAT 6 PATCH PANELS IN THE ASSOCIATED RACK VIA 4-PAIR CAT-6 UTP CABLE. PROVIDE THE CCTV OUTLET CABLE AS A COLOUR UNIQUE TO THE CCTV CABLE. PROVIDE EACH CCTV POINT WITH A 1200 LONG PRETERMINATED ULTRA THIN PATCH LEAD OF THE SAME COLOUR AS THE CCTV UTP CABLING. | | | A |
| A1 | | AUDIO INPUT TO INCLUDE TWO CAT6A OUTLETS AND A DOUBLE GPO | | | A |
| PIEZO SIREN | | FLUSH RECESSED WHITE PIEZO SIREN SUBMIT DETAILS OF THE PIEZO SIREN FOR APPROVAL PRIOR TO ORDERING | | | B |
| INTRUDER DETECTOR | | DUAL-TECHNOLOGY 360 DEG MOVEMENT DETECTORS CEILING RECESSED MOUNTED AS PER THE MANUFACTURER'S SPECIFICATION. CONNECT TO THE SECURITY EQUIPMENT WITH ONE DETECTOR PER ZONE. SUBMIT DETAILS OF THE DETECTORS INCLUDING THE MOUNTING ARRANGEMENTS FOR APPROVAL PRIOR TO ORDERING. (SM) DENOTES TO BE SURFACE MOUNTED AS PER THE MANUFACTURER'S SPECIFICATION. | | | B |